

STORAGE



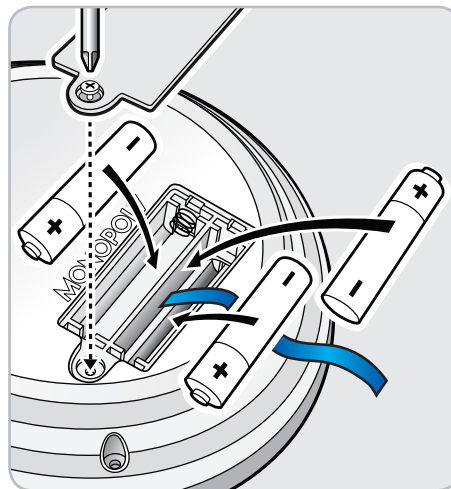
1. Put the 6 movers into the special slots in the banker's tray to stop them from getting scratched.
2. Wait for the Game Unit to turn itself off (it will go to 'sleep' within 90 seconds of not being used) and pop it into the large section in the banker's tray.
3. Put everything else back in the tray, ready for the next time you play!

IMPORTANT: BATTERY INFORMATION

Please retain this information for future reference. Batteries should be replaced by an adult.

CAUTION:

1. As with all small items, these batteries should be kept away from children. If swallowed, seek medical attention immediately.
2. Always follow the instructions carefully. Use only batteries specified and be sure to insert them correctly by matching the + and - polarity markings.
3. Do not mix old batteries and new batteries, or standard (carbon-zinc) with alkaline batteries.
4. Remove exhausted or dead batteries from the product.
5. Remove batteries if product is not to be played with for a long time.
6. Do not short-circuit the supply terminals.
7. Should this product cause, or be affected by, local electrical interference, move it away from other electrical equipment. Reset (switching off and back on again or removing and re-inserting batteries) if necessary.
8. **RECHARGEABLE BATTERIES: Do not mix these with any other types of battery. Always remove from the product before recharging. Recharge batteries under adult supervision. DO NOT RECHARGE OTHER TYPES OF BATTERY.**



This product and its batteries must be disposed of separately at your local waste recycling centre. Do not dispose of them in a household waste bin.

The MONOPOLY name and logo, the distinctive design of the gameboard, the MR. MONOPOLY name and character, as well as each of the distinctive elements of the board and playing pieces are trademarks of Hasbro for its property trading game and game equipment.

© 1935, 2009 Hasbro. All rights reserved.

Distributed in the United Kingdom by Hasbro UK Ltd., Caswell Way, Newport NP19 4YH.
Tel: 00800 22427276.

Distributed in Australia by Hasbro Australia Limited, 570 Blaxland Road, Eastwood, NSW 2122, Australia. Tel. 1300 138 697.

Distributed in New Zealand by Hasbro NZ (a branch of Hasbro Australia Limited), 221 Albany Highway, Auckland, New Zealand. Tel. 0508 828 200.

Distributed in the USA by Hasbro, Pawtucket, RI 02862 USA.

www.hasbro.co.uk

031017146231 00



AGE
8+
2-6
PLAYERS

MONOPOLY



CONTENTS

1 gameboard, 1 Game Unit, 6 MONOPOLY bank cards, 6 movers, 30 Title Deed cards, 32 houses, 12 hotels and 2 dice.

AIM OF THE GAME



To be the only player left in the game after everyone else has gone bankrupt.

For a quicker game, play until the first player goes bankrupt. Then all other players add up how much they're worth (taking money and properties into account). The richest player is the winner.

INDEX

WHAT'S NEW?	3
QUICK SET-UP	4 - 5
HOW TO PLAY	6 - 7
THE GAME UNIT	8
BUYING PROPERTY	10
DEALS & SELLING PROPERTY	10
BUILDINGS	11
AUCTIONS	12
UTILITIES	12
STATIONS	12
FORCING DEALS	13
RENT	13
BANKRUPTCY	13
MORTGAGES	14
JAIL	15
FREE PARKING	15
PASSING GO TWICE	15
STORAGE	16
BATTERY INFORMATION	16

WHAT'S NEW?



Play MONOPOLY the way you've always played it, but with 3 new twists!

1. SOUNDS AND MUSIC

Celebrate with a party tune as you pass GO, and listen to the sound of your fate when you land on a Zone space or take a Chance!



2. TRANSPORT ZONES

The board is divided into 4 zones: Walking Zone, Cycle Zone, Car Zone and Rocket Zone.



Go, Free Parking, Go to Jail and Jail are **not** included in the zones.

When you land on a Zone space, it's decision time! **Either** choose a zone and give all players in that zone a Chance, **or** go to the next unowned property and put it up for auction. Will it work in your favour or mess up your plans? It's time to find out!

If every property is owned, you can **force a deal** and swap one of your properties with another player's!

3. GAMEBOARD

It's just like a square MONOPOLY board, but round!
Move **clockwise** around the track.

You'll also notice that there are **4 utilities** instead of 2. Even better for raking in the cash!

READ ON TO LEARN HOW TO PLAY.
PAGES 4-7 TELL YOU THE ESSENTIALS.
PAGES 8-15 EXPLAIN THE DETAILS!

QUICK SET-UP



Choose someone to be the banker. The banker is in charge of:

- Title Deed cards
- Auctions
- Houses and hotels

Follow the numbers to set up your game.

1. Put the board on a flat surface.

2. Put batteries into the **Game Unit** (see back cover) and put it in the middle of the board.


3. Take the **movers and dice** out of the plastic bag. All choose a mover and put it on the **GO** space.

4. Take the **bank cards** out of the plastic bag and give one to each player. Your starting balance is €15m.



5. Put the **houses and hotels** in the banker's tray.

6. Arrange the **Title Deed cards** into colour-groups and put them in the spaces in the **banker's tray**.



You're ready to play MONOPOLY Revolution!

4

5

HERE'S HOW TO PLAY!



All roll both dice.
The highest roller starts and play continues clockwise.

ON YOUR TURN



Did you get a Chance?
Follow the instructions on the screen!

I LANDED ON:

<p>UNOWNED PROPERTY Buy it or auction it.</p>	<p>ANOTHER PLAYER'S PROPERTY Pay the rent.</p>	<p>MY OWN PROPERTY Don't do anything.</p>	<p>A TAX SPACE Pay the bank the amount shown.</p>	<p>FREE PARKING Don't do anything. At least you've escaped paying rent for this turn!</p>	<p>A ZONE SPACE Choose a Chance, or auction an unowned property!</p>	<p>GO TO JAIL Go straight to jail! Don't collect money if you pass GO.</p>
--	---	--	--	--	---	---

Keep playing until only one player is left in the game. That player wins!

6

7

THE GAME UNIT



PRESS ANY BUTTON TO TURN THE GAME UNIT ON!

Press and hold 'C' to clear balances from previous games.



GO

When you pass or land on GO, put your card into the **green** slot and press this button to get your ₦2M wages! (You don't need to key in the amount.)



ZONE

When you land on a Zone space, either:

- Choose a zone on the board and give all players in that zone a Chance! (You can choose the zone you're in, if you want.) Press the Zone button. When the matching picture shows on the screen, press it again. The Zone song will play and the Chance instructions scroll across the screen.

OR

- Move to the next unowned property on the board and put it up for auction. (See page 12). If all the properties are owned, it's time to **Force a Deal!** (See page 13.)

M and K

To pay or receive money, key in the amount followed by M (millions) or K (thousands) to enter it.

DECIMAL POINT/VOLUME CONTROL

To change the volume, press and hold this button until you reach the volume you want, then let go. To set the unit to beep only (with no music or other sound effects), choose the lowest volume setting.

C (Clear)

Use **C** to delete mistakes. To clear balances from previous games, press and hold the **C** button.



HOW TO USE THE GAME UNIT

RECEIVING MONEY FROM THE BANK

To receive money:

1. Put your card in the **green** slot.
2. Enter the amount, e.g. to receive ₦260K, press **2**, **6**, **0**, **K**.
3. Wait for your balance to go up. Take your card out.

PAYING MONEY TO THE BANK

To pay money:

1. Put your card in the **red** slot.
2. Enter the amount you're paying, e.g. to pay ₦1.5M, press **1**, **.**, **5**, **M**.
3. Wait for your balance to go down. Take your card out.

PAYING MONEY TO ANOTHER PLAYER

When you owe another player money:

1. Put your card in the **red** slot and the other player's card in the **green** slot.
2. Enter the amount you owe. Your balance will go down.
3. Wait for the other player's balance to go up. Take both cards out.

AUCTIONS

To auction a property, the Banker must:

1. Press the **Deal** button to start the timer.
2. The beeps tell you when time's almost up!

(If the auction ends before the time runs out, press the **Deal** button to stop the timer.)



CHANCES

Chances scroll across the screen:

- when a player lands on a black Zone space and chooses a Chance

AND

- randomly during the game. Listen out for the Chance sound and watch for a ? symbol to appear on the screen. The Chance applies to the player who has just taken their card out of the Game Unit.

If a Chance comes up when you're in the middle of a move or transaction, follow the instructions on the screen immediately! If you lose out, too bad!

If a Chance sends more than one player to an unowned property, auction it.

BUYING & SELLING



Page 10

BUILDINGS



Page 11

AUCTIONS



Page 12

UTILITIES & STATIONS



Page 12

RENT



Page 13

BANKRUPTCY



Page 13

MORTGAGES



Page 14

JAIL



Page 15

BUYING PROPERTY



YOU CAN BUY:

Properties	 WICKLOW STREET £3M
Stations	 HEUSTON STATION £2M
Utilities	 ELECTRICITY £1.5M

If you land on an unowned property and you want to buy it:

1. Pay the price shown on the space. (See page 9.)
2. Take the matching Title Deed card from the banker. Keep it face-up in front of you.

If you don't want it, the Banker must auction it (see Auctions on page 12).

When you own a property, you can collect rent from any players who land on that space. Once you own all of the properties in one colour group (a monopoly), you can build houses and hotels on them and collect more rent!

DEALS & SELLING PROPERTY



You can sell undeveloped properties, stations and utilities to another player on your turn or in between other players' turns.

If you want to sell something:


1. Sell all the buildings on those properties to the banker (see opposite). You can't sell a property if there are any buildings on any of the properties in that colour group.
2. Agree a price with the other player and collect your money (see page 9).
3. Once they've paid, hand over the Title Deed card.

BUILDINGS



HOUSES

Once you own all properties in a colour group, you can buy houses to put on any of those spaces. The price of a house is shown on its Title Deed card.



HOTELS

To buy a hotel, you must first have four houses on each property of a complete colour group. Swap the four houses for a hotel and pay the banker the hotel price shown on the Title Deed card. You can only build one hotel on each property.



RULES FOR BUILDING

- You can buy houses or hotels on your turn or in between other players' turns.
- You must build evenly: you cannot build a second house on a property until you have built a house on every property in that group.
- You can buy as many buildings as you want, as long as you can afford them!
- You can't build houses on a property if **any** property in that colour group is mortgaged.

SELLING BUILDINGS

Sell houses and hotels back to the banker for half their original purchase price (shown on the Title Deed card). You can sell on your turn or in between other players' turns.

SELLING HOUSES

You must sell houses evenly, in the same way as you bought them.

SELLING HOTELS

Sell hotels for half their original price, **plus** half the price of the four houses that you swapped for the hotel.

You can break hotels back down into houses to raise money. To do this, sell a hotel for half its cost and receive four houses in exchange.

RUNNING OUT OF BUILDINGS

If there are no houses left, you must wait for other players to return theirs before you can buy any.

If there are a limited number of houses or hotels left and two or more players want to buy more than the banker has, the banker auctions them off one at a time to the highest bidder, starting at the lowest price shown on each property's Title Deed card(s).

BUYING &
SELLING



Page 10

BUILDINGS



Page 11

AUCTIONS



Page 12

UTILITIES &
STATIONS



Page 12

RENT



Page 13

BANKRUPTCY



Page 13

MORTGAGES



Page 14

JAIL



Page 15

AUCTIONS



If you decide not to buy a property after landing on it or move to the next unowned property after landing on a Zone space, the banker must immediately auction it to the highest bidder, starting at ₺10K. You can join in the bidding too.

BANKER:

1. Start the auction by pressing the Deal button.
2. Any player can call out a bid at any time during the auction (including the player who didn't want to buy it initially).
3. You'll hear a warning when time's running out!
4. Whoever makes the highest offer before the time runs out wins the property and pays the winning bid.



UTILITIES



There is one set of 4 utilities in MONOPOLY Revolution. Buy and auction them in the same way as properties.

If you land on an owned utility, pay rent according to how many utilities that player owns. The rent amount is shown on the Title Deed card.

STATIONS



Buy and auction stations in the same way as properties.

If you land on an owned station, pay the owner the amount shown on the Title Deed card. The amount you owe is shown on the Title Deed card and depends on the number of other stations that player owns.

FORCING DEALS



When you land on a Zone space and every property on the board is owned, you can force a deal with another player! (This replaces the option to put the next unowned property up for auction.)

To force a deal, you must own a property that isn't part of a completed set. If you only have completed sets, you can't force a deal.

Choose another player's property that **isn't part of a complete set** and swap your Title Deed card with theirs. They can't say no!

RENT & BANKRUPTCY



If you land on an unmortgaged property owned by another player, you must pay rent. The owner of the property must ask you for rent before the next player rolls the dice. Pay the amount shown on the Title Deed card depending on the number of buildings on the site.



If you own a whole colour group, double the rent on any undeveloped property in that group (i.e. a property without houses or hotels). Even if you've mortgaged a property in that colour group, you can still collect double rent on any unmortgaged properties of that colour.

RUNNING OUT OF MONEY

If you are low on funds, you can raise more money by:

- Selling buildings
- Mortgaging property
- Selling property, utilities or stations to another player for any agreed sum (even if the property is mortgaged).

BANKRUPTCY

If you owe more money than you can raise from selling what you own, you are declared bankrupt and are out of the game.

OWING THE BANKER

If you owe money to the bank when you go bankrupt, return your Title Deed cards to the banker, who auctions off each property to the highest bidder.

OWING ANOTHER PLAYER

Sell any houses and hotels you have left back to the bank at half the price printed on their Title Deed cards. Give the other player any money you have left and your Title Deed cards.

BUYING & SELLING



Page 10

BUILDINGS



Page 11

AUCTIONS



Page 12

UTILITIES & STATIONS



Page 12

RENT



Page 13

BANKRUPTCY



Page 13

MORTGAGES



Page 14

JAIL



Page 15

MORTGAGES



MORTGAGING PROPERTY

1. Sell any buildings on that property.
2. Turn the property's Title Deed card face down.
3. Collect the mortgage amount shown on the back of the card.

You can't collect rent on mortgaged property, but you can still collect rent for other properties in that colour group.

Once you own a full colour set, you can collect double rent on any unmortgaged properties in that set **even if others in the set are mortgaged**.



RECEIVING MORTGAGED PROPERTIES AS PAYMENT

If another player owes you money and goes bankrupt, they must give you all of their properties. Mortgaged properties must stay that way, until you decide to repay the mortgage.

REPAYING A MORTGAGE

You must pay the original mortgage amount plus 10% interest (rounded up to the nearest 10,000). Once repaid, turn the Title Deed card face-up.

SELLING MORTGAGED PROPERTY

You can sell mortgaged property to other players for an agreed price. The buyer can then either **immediately** repay the mortgage or pay 10% interest (rounded up to the nearest 10,000) but keep the property mortgaged.

To start collecting rent on the property again, they must pay the mortgage amount and turn the card over.

When all properties in a colour group are mortgage-free, the owner can buy back houses and hotels at full price.

JAIL



GOING TO JAIL

You will be sent to jail if:

- You land on the "Go to jail" space
- You get a Chance which tells you to "Go to jail"
- You roll a double three times in a row on your turn.



Your turn ends when you are sent to jail. Move onto the coloured-circle on the jail space and do not collect **£2M**, regardless of where you were on the board.

While in jail you can bid in auctions and collect rent on unmortgaged properties.

HOW TO GET OUT OF JAIL

Stay in jail for 3 turns, but still roll the dice when it comes to your turn. There are 3 ways to get out of jail more quickly:

1. Wait until your **next turn**, then pay a **£500k** fine **before** you roll the dice. Use what you rolled to start moving around the board again.
2. Roll a double on your turn and move that number of spaces.
3. If the Game Unit displays a Chance which frees everyone from jail.

If you haven't rolled a double after 3 turns, pay the banker **£500k** before moving.

'JUST VISITING' JAIL

If you are not sent to jail but land on the jail space, you are "Just visiting".

FREE PARKING

This is a free resting place. You don't win or lose money by landing here. You can still collect rent, build on properties you own, etc.



PASSING GO TWICE IN ONE TURN

You can collect **£2M** wages twice in one turn. For example, if you get a Chance immediately after passing GO that tells you to "Advance to GO".



BUYING & SELLING



Page 10

BUILDINGS



Page 11

AUCTIONS



Page 12

UTILITIES & STATIONS



Page 12

RENT



Page 13

BANKRUPTCY



Page 13

MORTGAGES



Page 14

JAIL



Page 15