

THE ACTION DIE



The action die lets you perform a special action on your turn. Make sure you complete the action you roll before the next player rolls the dice, or it's too late!



When you roll bandages, collect 2 HP from the Bank.



Remember, you can never have more than 15 HP!

When you roll crosshairs, choose any player in your line of sight to pay 1 HP to the Bank. A player is in your line of sight if they are on the same side of the board as you. That means when you are on a corner space, you have line of sight to two sides of the board. Check any loot chest items you have to see if you can modify your crosshairs action!



When you roll a Boogie Bomb, all other players lose 1 HP to the Bank and all walls are destroyed. Remove them from the board and put them in the wall card pile.



When you roll a brick, move and complete the action of that space. Then place a wall, standing up, on any space in your path. Here's an example:



Beef Boss started on GO and rolled a 5, so they can place a wall on any of the highlighted spaces, including GO.

What do walls do?



When you reach a space with a wall, no matter who placed it there, you must end your movement there and carry out the action of that space. Then remove the wall and put it in the wall card pile.

When you're on a space with a wall, you can't be harmed by any action die or loot chest item attacks.

You may remove a wall simply by reaching that space or by attacking it with any action die or loot chest item, in the same way that you would attack another player.

Here's an example of how to destroy a wall and why it matters which die you use first.

In the example below, Funk Ops rolled a 5 and crosshairs. If he moves first, he will have to stop on the space with a wall that is only 3 spaces away. He'll end his turn there, remove the wall and lose 2 HP for landing on a place where the Storm has taken over. He could then attack Beef Boss with the crosshairs.

However, if he uses his crosshairs first, he can destroy the wall, move his full roll of 5 and collect the location card for Snobby Shores.



STORM CARDS



When you land on or pass GO, the eye of the Storm shrinks!

At the end of your turn, draw the top Storm card. It will tell you which space is being taken by the Storm. The card will tell you to place it on a certain board space or, if a location is being taken by the Storm, the card will ask you to place that space's location card Storm-side up on that space.

When you land on a location taken by the Storm, you must pay to the Bank the number of HP shown on the card.

When you land on any other board space taken by the Storm, you must pay 2 HP to the Bank.

Do not carry out the action of a space if the Storm has taken it.

Once Storm cards have been placed, they can't be moved.

If the Storm takes a space while you're on it, you do not lose 2 HP.

What if I run out of HP?




As soon as you lose your last HP, you're out of the game! Do the following:

1. Take your character off the board.
2. Place any loot chest items you have on the space where you lost your last HP. The next person to pass or land on that space picks them up!
3. Place any location cards you have on their matching board spaces, Storm-side up. They've been taken by the Storm!

THE END OF THE GAME

The game ends when only one player is left standing.



FORTNITE and FORTNITE (stylized) are trademarks of Epic Games, Inc. The Fortnite images, story elements, characters, distinctive costumes or "outfits," and related designs © 2013-2019 Epic Games, Inc. All Rights Reserved. Retain this information for future reference. The HASBRO GAMING and MONOPOLY names and logos, the distinctive design of the gameboard, the four corner squares, the MR. MONOPOLY name and character, as well as each of the distinctive elements of the board and playing pieces are trademarks of Hasbro for its property trading game and game equipment.

© 1935, 2019.
 Manufactured by Fabriqu e par Hergestellt von Fabricado por Prodotto da Vervaardigd door Tillverkad av Fremstillet af Produsert av Valmistaja
 Κατασκευάστηκε από Wyprodukowany przez Gyártó  retici Firma Bilgileri Vyrobena firma Vyrobca   Produs de Izgotovitelj   Produzovac
 Gamintojas   Proizvajalec   Виготовлено   مصنعة من قبل
 Hasbro SA, Rue Emile-Bo chat 31, 2800 Del mont CH.   Represented by   Repr sent e par   Vertreten durch   Representado por   Rappresentato da   Vertegenwoordigd door
 Repr sentierad av   Repr sentieret af   Repr sentert av   Edustaja   Εξουσιοδοτημ νος Αντιπρόσωπος   Representowany przez   K pviselet   Temsilci Firma Bilgileri   Zastoupeni
 Z stupca   Reprezentat de   Представительство   Представител HR Zastupnik   Atstovas   Zastopnik   Представлено   ممثلة من قبل
 Hasbro, De Entree 240, 1101 EE Amsterdam, Nederland.   Consumer Services: Hasbro UK Ltd., PO Box 43 Newport NP19 4YD, UK. TEL. 00800 22427276. consumer_affairs@hasbro.co.uk;
 www.hasbro.co.uk. Please retain this information for future reference.       Service Consommateurs : Hasbro France SAV, 10 rue de Valence, 57150 CREUTZWALD FR – TEL. 33 387 827
 620. conso@hasbro.fr; www.hasbro.fr. Veuillez conserver les informations.       Verbraucherservice: Hasbro Deutschland GmbH, Overweg 29, D-59494 Soest DE. Tel.: +49 (0) 2921 965343.
 consumerservice@hasbro.de; www.hasbro.de. Bitte diese Information zur sp teren Verwendung aufbewahren.   Atenci n al Cliente: Hasbro Iberia S.L., C/Andarella, 1, Bloque 3, Planta 5a,
 Aptdo. Correos 72, 46950-Xirivella, Valencia, Espa a. NIF B-96897251. TEL: 34 (900) 180377. consumidor@hasbro.es; www.hasbro.es. Por favor guarde esta informaci n, puede necesitarla
 m s adelante.   Atenci o ao Cliente: Hasbro Iberia S.L., C/Andarella, 1, Bloque 3, Planta 5a, Aptdo. Correos 72, 46950-Xirivella, Val ncia, Espanha. NIF B-96897251. TEL: 34 (900) 180377.
 consumidor@hasbro.es. Por favor, guarde estas informa es para futura refer ncia.   Servizio Assistenza Consumatori: Hasbro Italy, Centro Direzionale Milanofiori, Strada 1 Palazzo F10,
 20090 Assago (Milano) IT. TEL. 800-827 156. hasbroitaly.assistenza@hasbro.it; www.hasbro.it. Conserva queste informazioni per futuro riferimento.   Consumantenservice Benelux:
 Hasbro B.V., De Entree 240, 1101 EE Amsterdam NL. Tel.: +31 20 800 4602. E-mail: consumantenservice@hasbro.nl; www.hasbro.nl. Bewaar deze informatie voor als je later iets op wilt zoeken.
 Hasbro Nordic Consumer Services: Hasbro Nordic, Gladsaxevej 382, 2860 S borg, Denmark. hasbrodk@hasbro.dk.
   TEL 020-794 391. www.hasbro.se. Beh ll den h r informationen f r framtida bruk.   TLF: 43 27 01 01. www.hasbro.dk. Gem disse oplysninger som fremtidig reference.
   TLF 800 100 31. www.hasbro.no. Oppbevar denne informasjonen for senere bruk.   PUH (09) 5259 1173. www.hasbro.fi. S ilyt  n m  ohjeet my hemp   k ytt t  varten.
   Εξυπηρέτηση Καταναλωτ ν: HASBRO ΕΛΛΑΣ ΑΕ., Λεωφ ρος Κηφισίας 364 – Χαλάνδρι 15233, Αθήνα – Ελλάδα GR. THA. 0030-210-6141480. hellas@hasbro.gr; www.hasbro.gr.
 Παρακαλούμε φυλάξτε αυτές τις πληροφορίες για μελλοντική χρήση.   Obsluga Klienta: Hasbro Poland Sp. z o.o., Al. Jana Pawla II 23, 00-854 Warszawa, PL. TEL. 800-190880* 22 538 90 00.
 kontakt@hasbro.co.uk. www.hasbro.pl. Prosimy zatrzymac te informacje na przyszlosc. *polaczenie bezplatne.   Informa i s iroda: H-1024 Budapest Buday L szl  utca 12. Email: info@hasbro.
 hu. www.hasbro.hu. K rj nk,  rizzze meg ezt az inform ci t j v beni hivatkoz s c lj b l.    retici Firma Bilgileri: Hasbro SA, Rue Emile-Bo chat 31, 2800 Del mont Isv tre TEL +41 324210800.
 Temsilci Firma Bilgileri: Hasbro, De Entree 240, 1101 EE Amsterdam, NL. Hasbro Oyuncak San. ve Tic. A.Ş. tarafından ithal edilmiřtir. T keticiler Hizmetleri: Burhaniye Mah. Abdullahaga Cad. No:
 51/2 34676 Beylerbeyi Istanbul T rkiye TEL +90 2164229010. info@hasbro.com.tr. L tfen ileride bařvurmak i in bu a ıklamaları saklayın. *M' harfi ile belirtilen sayılar 'ay' anlamına gelmektedir.
   Email: infoc@hasbro.co.uk; www.hasbro.com. Tyto informace uschovejte pro pozdejší použití.   Email: infoc@hasbro.co.uk; www.hasbro.com. Tieto inform cie uschovajte pre mořn 
 potrebu v bud cnosti.   Date de contact: consumator@hasbro.co.uk. P strati detalii de contact pentru referin e viitoare.   Изготовитель: «Хасбро СА». Адрес: Рю Эмил Бoшa 31, 2800
 Делемонт, Швейцария. Импортёр: ООО «Хасбро Раша» Адрес: 141407, Россия, Московская область, г. Химки, ул. Панфилова, вл. 21, стр.1. Срок службы: 10 лет. Дата производства
 указана на упаковке (месяц/год). Цвета и содержимое могут варьироваться. Сохраните эту информацию на будущее. Игра настольная МОНОПОЛИЯ Фортнайт.   Моля, запазете
 пътуването за бъдеща употреба.   Препор чано да р kiranje sa uvate za buduće potrebe.   Rekomenduojame išsaugoti šią rakuo ę.   Priporo amo vam, da embalažo shranite za
 morebitno prihodnjo uporabo.   Зберезитъ цю информация на майбутне.
   0080022427276: هاتف: المملكة المتحدة. صندوق بريد 43، نيويورك إن بي 19 واي دي المملكة المتحدة. هاتف: 0080022427276. حذرة: تستخدم تحت إشراف مباشر من شخص راشد.
   خدمات المستهلك: هاسبرو المملكة المتحدة، صندوق بريد 43، نيويورك إن بي 19 واي دي المملكة المتحدة. هاتف: 0080022427276. حذرة: تستخدم تحت إشراف مباشر من شخص راشد.
   خدمات المستهلك: هاسبرو المملكة المتحدة، صندوق بريد 43، نيويورك إن بي 19 واي دي المملكة المتحدة. هاتف: 0080022427276. حذرة: تستخدم تحت إشراف مباشر من شخص راشد.

  MADE IN IRELAND   FABRIQU  EN IRLANDE   HERGESTELLT IN IRELAND   FABRICADO EN IRLANDA   FABRICATO IN IRLANDA   VERVAARDIGD IN IERLAND   TILLVERKAT I IRLAND   FREMSTILLET I IRLAND
   PPRODUSERT I IRLAND   VALMISTETTU IRLANNISSA   ΚΑΤΑΣΚΕΥΑΖΕΤΑΙ ΣΤΗΝ ΙΡΑΝΔΙΑ   WYPRODUKOWANO W IRLANDII
   SZ RMAZ SI HELY:  RORSZ G   IRLANDA'DA  RETILMIŐTİR   VYROBENO V IRSKU   VYROBENO V  RSKU   FABRICAT  N
 IRLANDA   СДЕЛАНО В ИРЛАНДИИ   ПРОИЗВЕДЕНО В ИРЛАНДИЯ   PROIZVEDENO U IRSKOJ   PAGAMINTA AIRIJOJE
   NAREJENO NA IRSKEM   ЗРОБЛЕНО В ІРЛАНДІЇ   صنع في الصين



0819E6603UE2

MONOPOLY



CONTENTS
 Gameboard
 27 Cardboard Outfits with Pawn Stands
 15 Storm Cards
 16 Location Cards
 16 Loot Chest Cards
 8 Wall Cards
 1 Numbered Die
 1 Action Die with Labels
 110 Health Point Chip

www.monopoly.com
AGES 13+
 2-7 PLAYERS
 E6603

Hasbro Gaming



FORTNITE

Game Guide

WHAT'S DIFFERENT ABOUT MONOPOLY FORTNITE?

The last player standing wins!

In MONOPOLY Fortnite, it's not about what you own, it's about how long you can survive! Even if you're able to claim the most locations, you still need to be the last player standing to win!



Health points

Health point (HP) chips replace money. You earn HP by finding health with the roll of the dice, by landing on Campfire board spaces or by collecting loot chest items. You lose HP if you are attacked by another player or if you find yourself in the Storm.



Drop from the Battle Bus!

In this version of MONOPOLY, you don't start on GO! Instead, at the beginning of the game, players take turns placing their character anywhere on the board. This makes it easier for players to spread out and try to avoid getting attacked early in the game.



An action die

Roll this with the numbered die. On your turn, you'll move AND you'll activate an action, such as setting off a Boogie Bomb or building a wall on the board that will force players to stop on that space.



The Storm approaches

Every time a player passes GO, they must draw a Storm card. The card will tell you which board space you must permanently cover with the deadly Storm.

THE FIRST TIME YOU PLAY

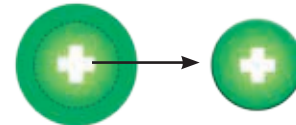
- 1 Punch out each outfit and put it in a plastic stand.



- 2 Punch out each of the wall cards and fold them so they stand up.



- 3 Punch out each of the HP chips.



- 4 Apply one label to each side of the action die in any arrangement.



SET IT UP!

- 1 Place the HP chips within reach of all players.
- 2 Separately, shuffle the loot chest and Storm cards, and place them face down here.
- 3 Place the location cards next to their matching board spaces. If you don't have room, keep them as a stack and choose someone to be in charge of them.



- 4 Each player starts the game with

15 HP

Note, you can never have more than 15 HP. If you have 15 HP and any action requires you to collect more, do not collect any.

- 5 Each player chooses an outfit then rolls the numbered die. The highest roller has first choice of where they'll start the game and places their character on that space. Character placement moves to the left. On your first turn, do not perform the action of your starting space.

PLAY!

How to win

Make your way around the board, claiming locations, battling your opponents and avoiding the Storm. The last player standing when all other players have run out of HP wins!

Who goes first?

The player who placed their character first goes first. Play continues to the left.

On your turn

- 1 Roll both dice and do the following in any order:

- **Move** your character forward the number of spaces rolled.

Where did you land? Follow the rules of that board space. See THE BOARD SPACES.

- **Carry out the action** on your action die. See THE ACTION DIE.

- 2 At the end of your turn, if you landed on or passed GO, turn over the top Storm card. The eye of the Storm is shrinking! See STORM CARDS.

Location deals

At any time during your turn, you may offer to trade locations and/or loot chest card items with other players.

THE BOARD SPACES

Locations



Unclaimed Locations
When you land on a location that no player has claimed and that hasn't been taken by the Storm, you may claim it for free! You don't need to pay anything. Take the location card.

Collect colour sets!

If you have claimed both locations in a colour set, any time you land on one of those locations, you may collect 2 HP.

Locations claimed by other players

When you land on a location already claimed by another player, pay the number of HP shown on the board to the Bank.

Locations taken by the Storm

When you land on a location that has been taken by the Storm (see STORM CARDS), pay to the Bank the number of HP shown on the Storm side of the location card. Note that you pay more HP for a location when it has been taken by the Storm.



GO

If you land on or pass GO, collect 2 HP from the Bank. At the end of your turn, turn over the top Storm card! See STORM CARDS.



If the Storm has taken the GO space, players no longer collect 2 HP for passing or landing on GO but continue to draw Storm cards.



Free Parking

Relax!
Nothing happens.




Campfire

When you land here, take a rest! Collect 1 HP from the Bank.



Spike Trap

When you land here, pay 1 HP to the Bank.



Loot Chest

When you land here, draw a loot chest card.

There are two types of loot chest card items: those that you keep and will affect you for the rest of the game, and those that say they are for one-time use.

You may use more than one item per turn and some will produce powerful combinations.

You may keep one-time use cards until you are ready to use them, but you may use them only on your turn.


After you use a one-time use card, place it at the bottom of the loot chest deck.

If you draw a health item but already have the max 15 HP, you may keep the item and use it later. **Remember, you can't have more than 15 HP.**



Just Visiting

When you land here, put your character on the Just Visiting space.



Go to Jail

When you land on Go to Jail, do the following:

- 1 Move your character to the in Jail space immediately. If the Storm has taken the space, you lose 2 HP but you are not in Jail. You can move normally on your next turn.
- 2 Draw a Storm card and cover the appropriate board space with the Storm. Do not collect 2 HP for passing GO.

While in Jail

Other players may still attack you while you're in Jail.

If the Storm takes the Jail space while you are in Jail, you do not lose 2 HP.

How do I get out of Jail?

Pay 2 HP to the Bank before you roll for your turn. Then roll both dice and take your turn as normal.

OR
Roll the numbered die. If you get a 6, get out of Jail for free! Roll both dice and take your turn as normal. If you fail to roll a 6, your turn ends. After your second attempt at rolling, you may leave Jail for free and roll both dice normally on your next turn.

If the Jail space has been taken by the Storm, you do not continue to lose HP on each turn you are in Jail. You only lose the 2 HP once.

If you're on the Jail space when the Storm takes it, you get out of Jail for free! Move normally on your next turn.